

PULSE RIDER

Application Note

Pulse Rider PG-1000 Series

Pulse Generator General Description



Transition Time

Pulse Rider PG 1000 series offer a rise / fall time less than 70 ps (20-80%) at 5 Vpp into 50 Ω with fully adjustable output voltage.

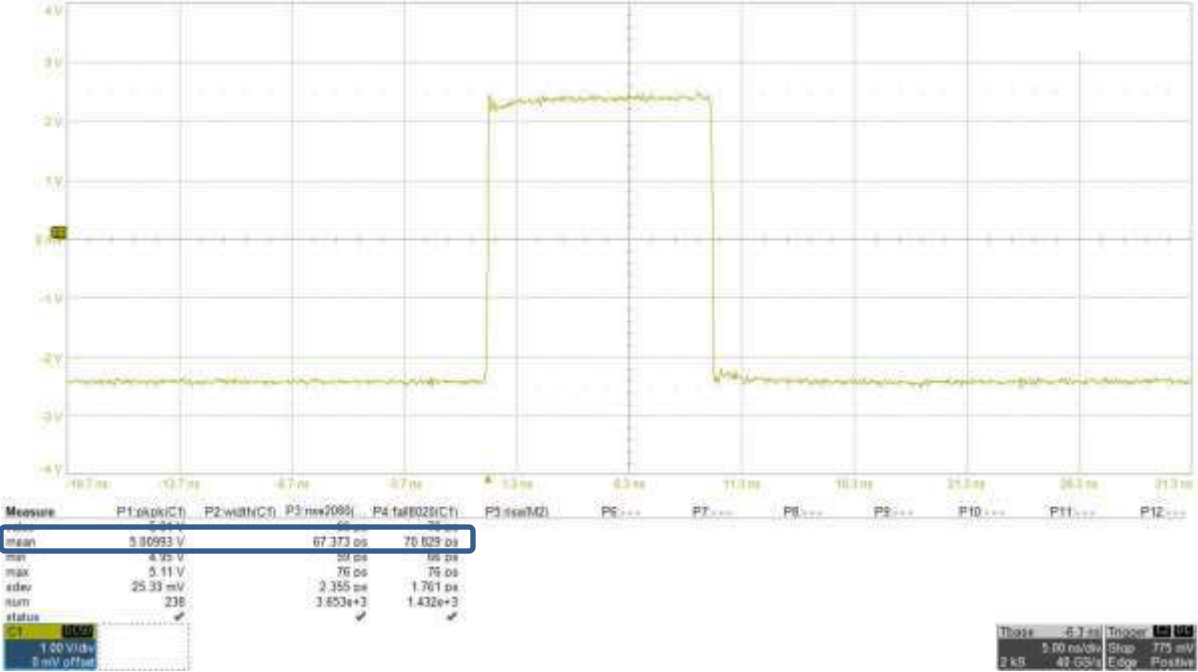


Figura 1: Rise/Fall Time

Min Pulse Width and Resolution

The pulse width can be adjusted from 300 ps to 8 s with a resolution of 10 ps responding to the needs of the most different applications.

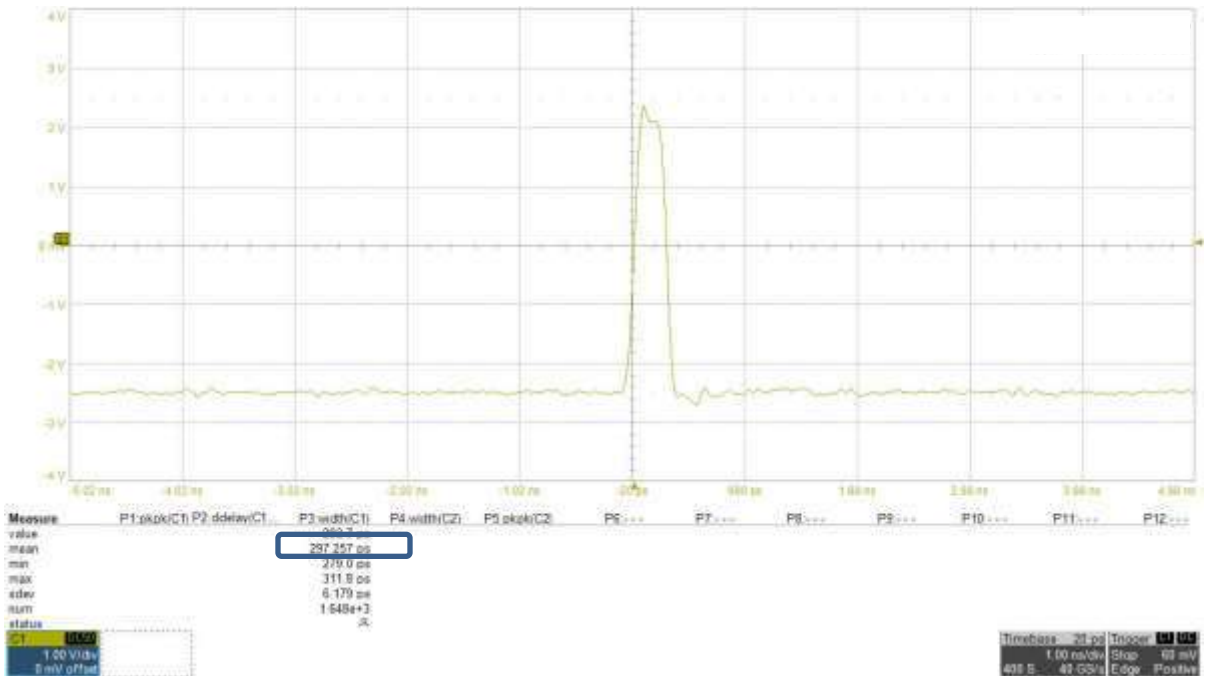


Figura 2: Minimum Pulse Width

Time Resolution

The delay resolution is 10 ps allowing a very fine adjustment between the trigger in signal and the generated pulses.

Jitter is an important characteristic of the pulse quality, and low jitter in a clock waveform is an important feature in reducing error in communications systems.

The low jitter below 25 ps allows a perfect synchronization among channels and among multiple pulses of the same channel.

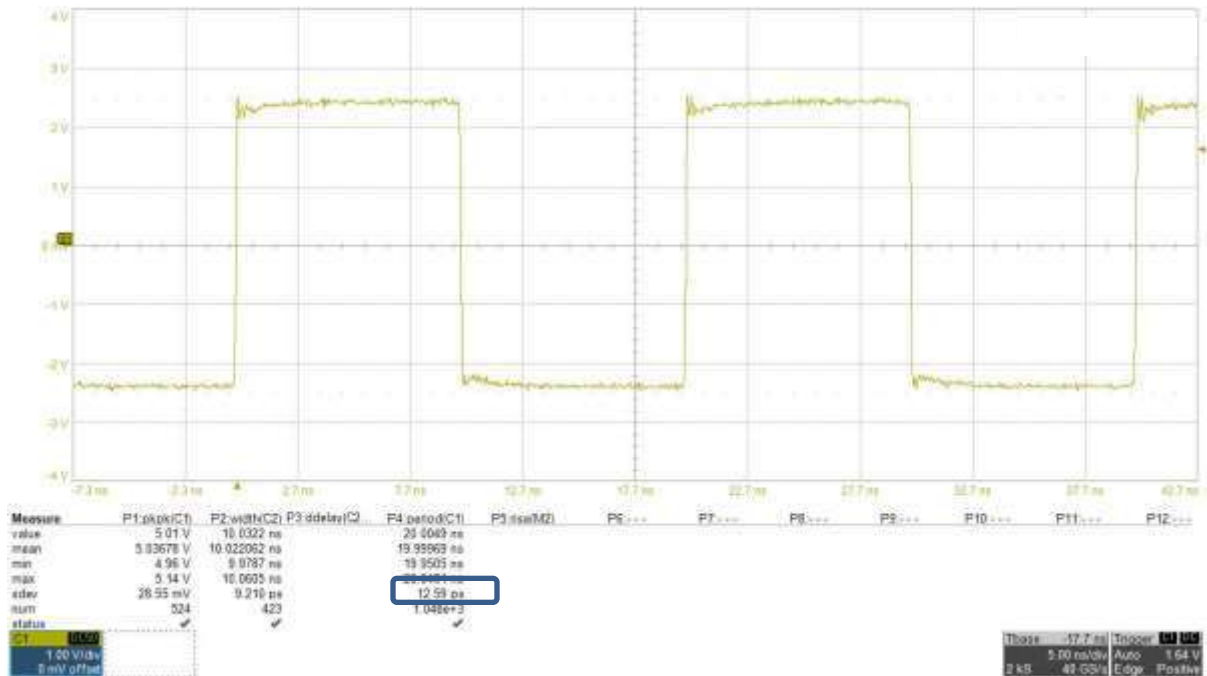


Figura 3: Jitter <25 ps

Trigger Mode

- Continuous: in continuous mode, the output channel supplies the pulses configuration at a repetition rate up to 125 MHz;
- Single: in single mode, the output channel waits for the trigger signal then it generates the pulses configuration only once;
- Burst: in burst mode, for each trigger received, the output channel repeats the pulses configuration a programmed number of times between 1 and 4294967295;
- Gated: in gated mode, the output channel supplies the pulse configuration only when the trigger is “true”, if the trigger becomes “false”, it continues the generation until the end of the pulses then it stops.

External Width (square / amplify external pulse)

The external width operation mode transmits the Trigger Input signal to the output channel. This feature allows to make edges steeper than those of the source taking advantage of the RIDER Fast Edge technology.

Furthermore it can be used to amplify / reduce the amplitude, invert, apply an offset to the source pulses or to generate a particular pulse pattern sequence.

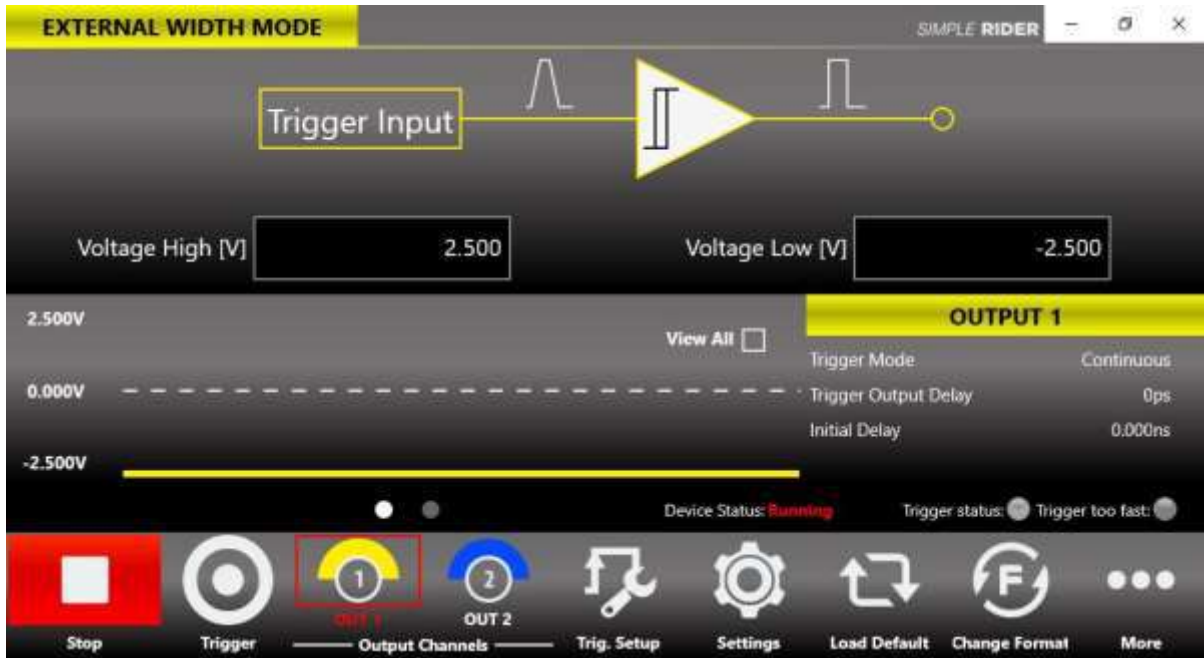


Figura 4: External Width Mode UI Settings

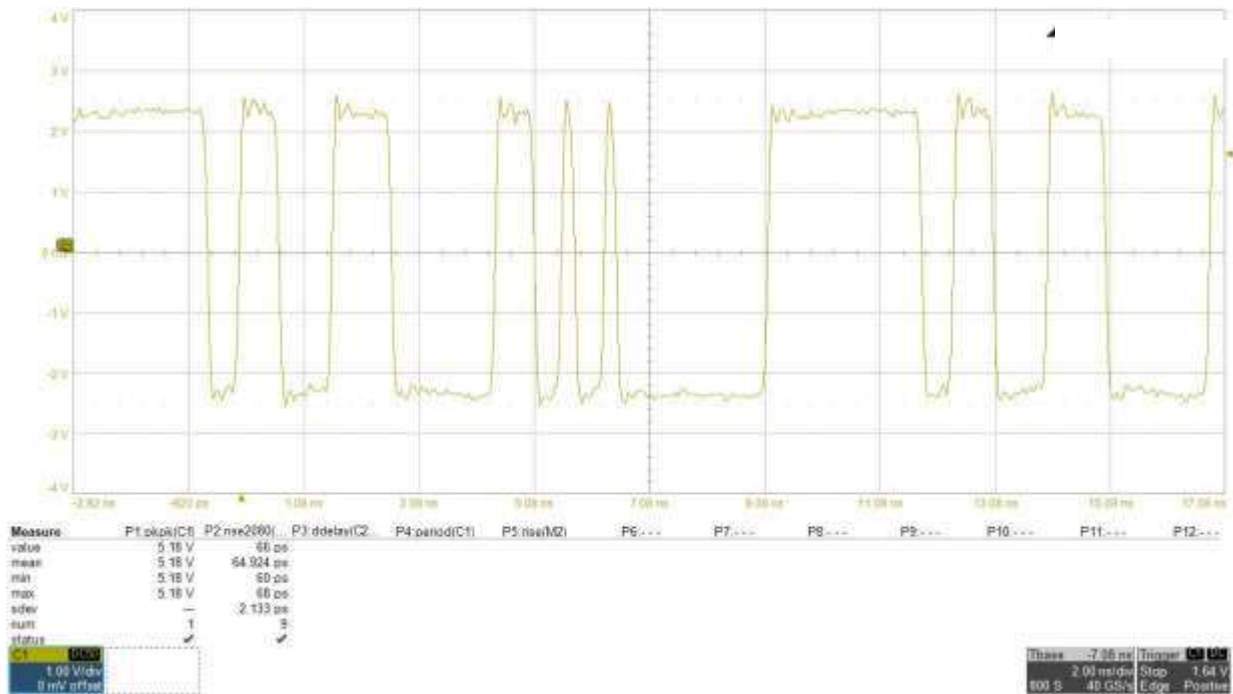


Figura 5: PRBS sequence through external width mode

Pulse Combination (quadruple mode pulse)

Using the multiple pulse combination to generate quadruple pulses, it is possible to reach an output signal frequency of 500 MHz that can be used to supply a clock.

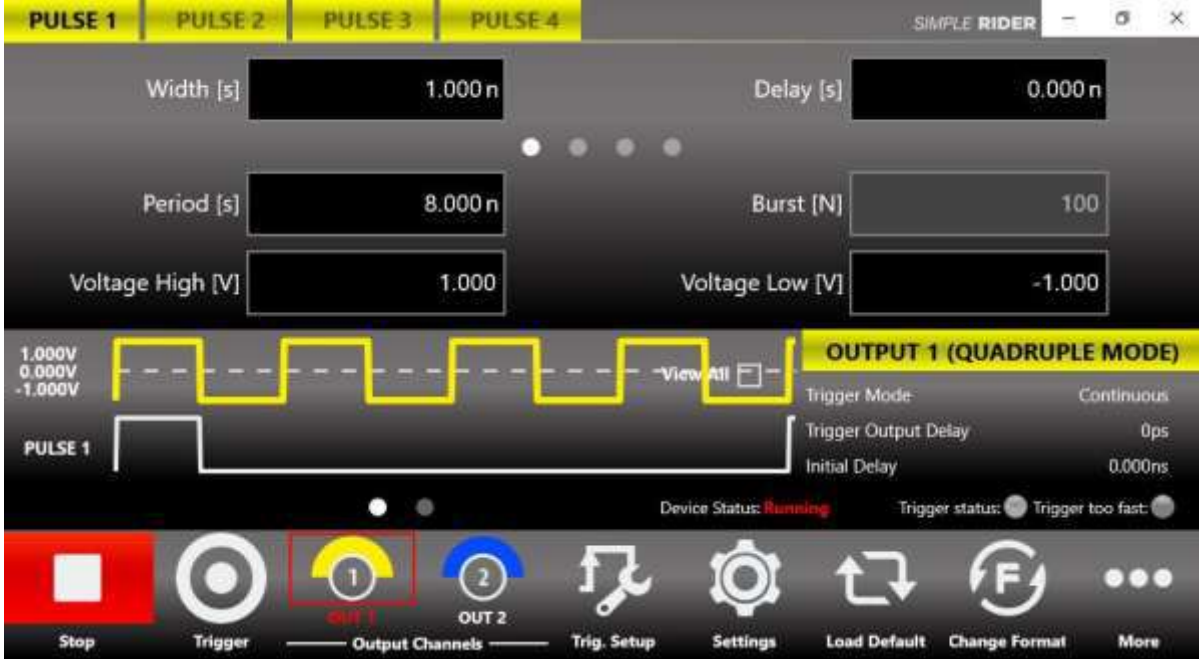


Figura 6: Quadruple Pulse Mode

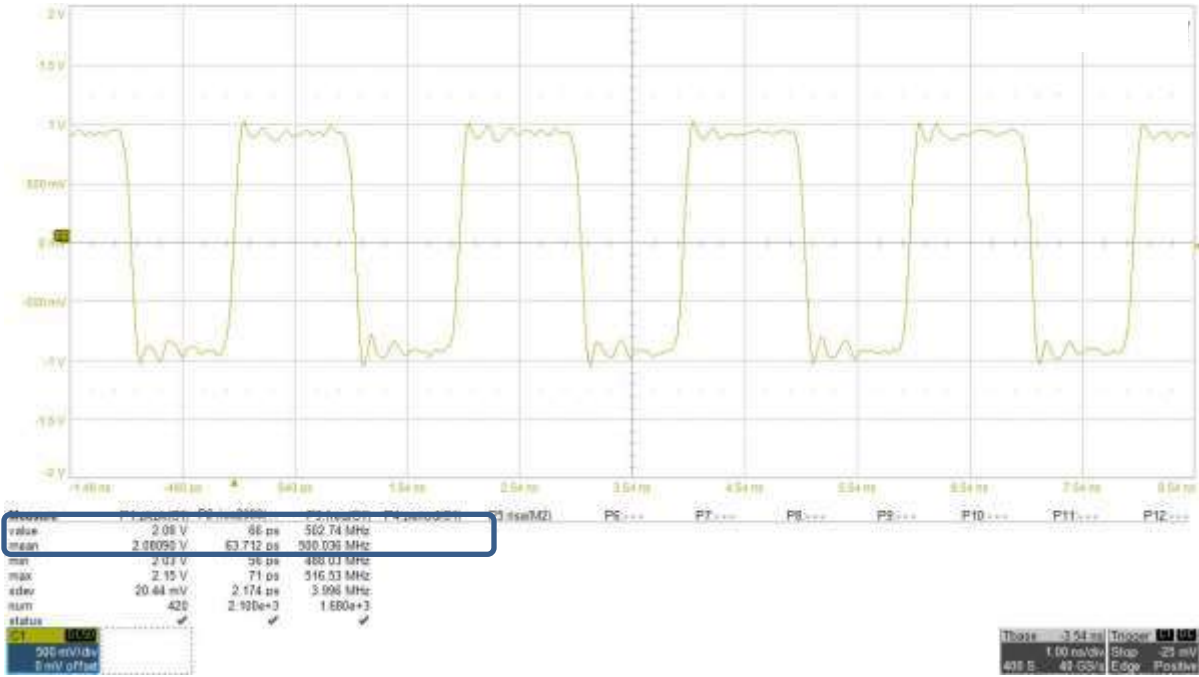


Figura 7: 500 MHz clock generated by using the quadruple pulse mode

Skew between Channels

Every pulse can be delayed up to 1 s with a resolution of 10ps from trigger signal by setting the channel delay and the pulse delay parameters, the total delay of a pulse is: output N

delay + pulse P delay + fixed delay.

This skill allows to produce an accurate skew to synchronize other test equipment compensating instrumentation skew, or to test the response of a digital asynchronous system at the arrival of not synchronized pulses.

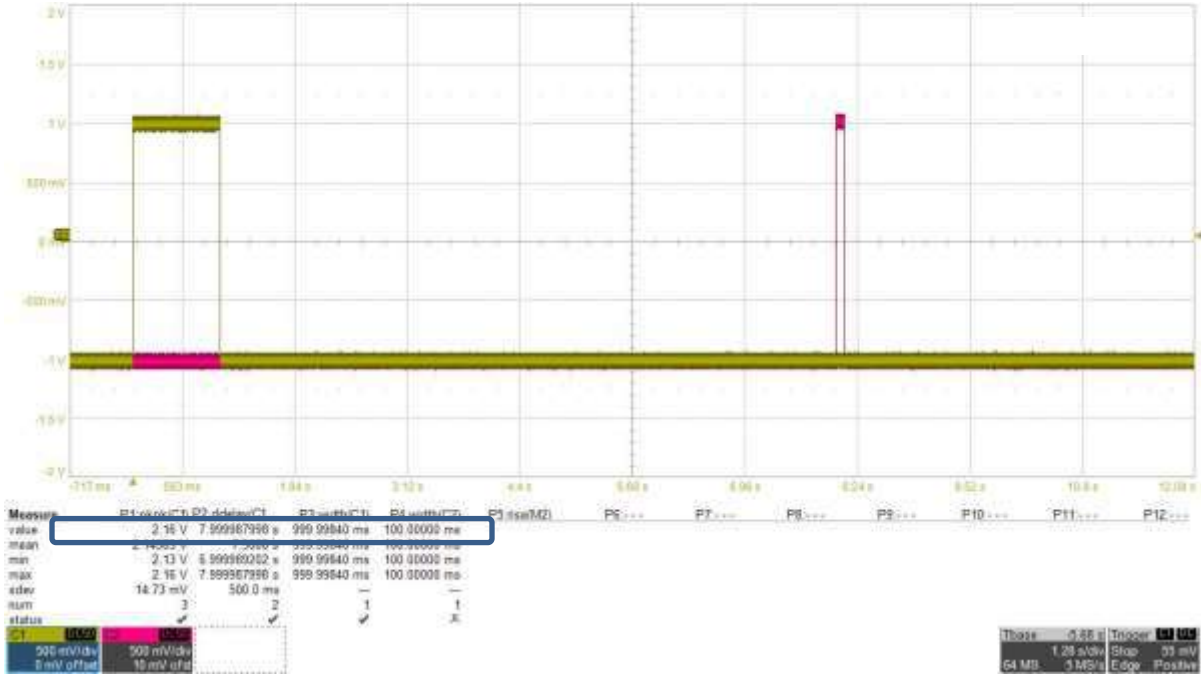


Figura 8: Maximum skew between CH1 and CH2

Single Ended / Differential

By using one channel as opposite of the other, it is possible to obtain the differential operation mode.



Figura 9: Invert Output

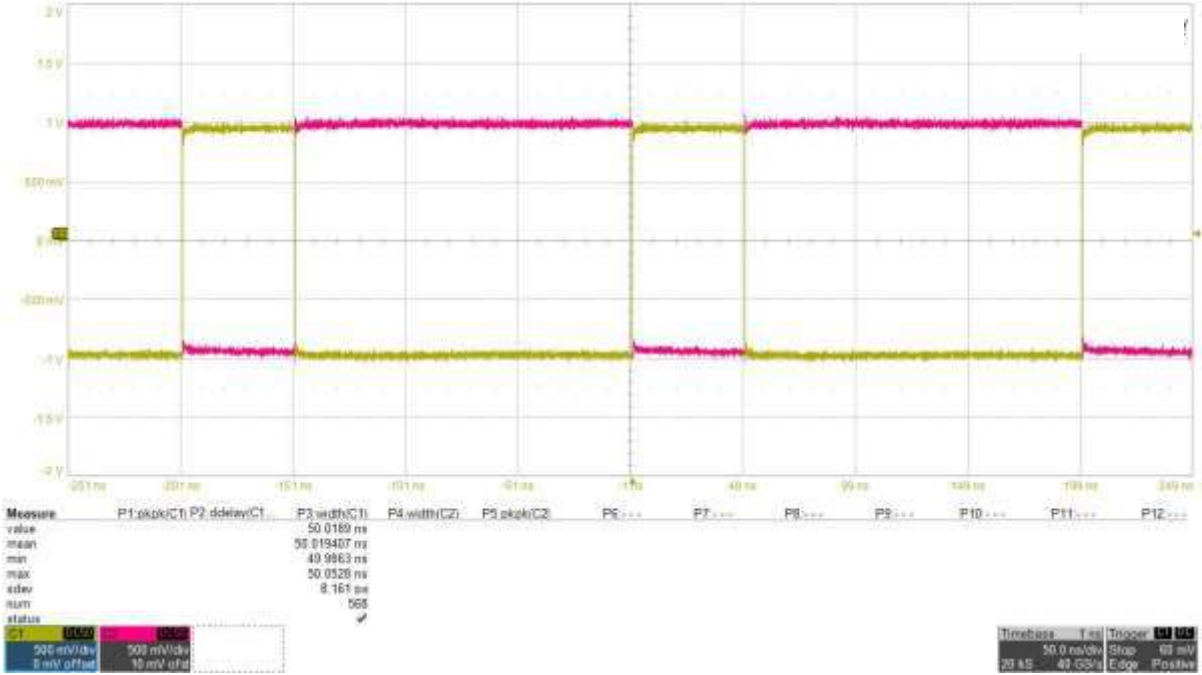


Figura 10: Differential signal using CH1 and CH2 inverted

About Active Technologies

Active Technologies is an Italian company expert in semiconductor test equipment and electronic instrumentation design.

PULSE RIDER

The Pulse Rider Series offers premium signal integrity with the easiest to use touch screen display interface (SimpleRider™).

The Generation of pulses requires only a few screen touches.

Its innovative hardware architecture provides the possibility to generate multiple pulse sequences, such as double, triple or quad pulses, with fully independent timing parameters.



Active Technologies s.r.l

Via Bela Bartok 29/B | 44124 Ferrara | Italy

Phone +39 0532 177 21 45

Fax +39 0532 191 15 24

Web www.activetechnologies.it

| General Information

info@activetechnologies.it

| Sales Department

sales@activetechnologies.it

| Technical Support

support@activetechnologies.it